

GSX-S 1000

The Beauty of Naked Aggression



FULLY IMPORTED FROM JAPAN 

 **SUZUKI**

 **AMI**

Suzuki Intelligent Ride System (S.I.R.S)

Suzuki Drive Mode Selector (SDMS)



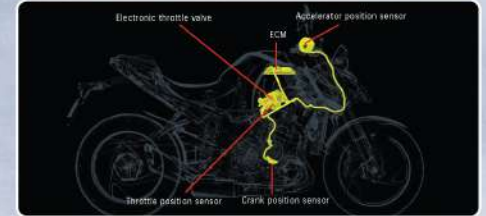
Mode A (Active)
Delivers the sharpest throttle response as you open the throttle.
Mode B (Basic)
Features softer throttle response and a more linear power delivery curve as you open the throttle.
Mode C (Comfort)
Offers yet softer throttle response and more gentle torque characteristics.

Suzuki Traction Control System (STCS)



Upgraded with 5 mode settings + off puts the rider in control with greater confidence in diverse conditions while reducing stress and fatigue.

Ride-by-wire Electronic Throttle System



By leveraging the 32-bit ECM to control throttle valve operation, this new system precisely controls engine power output in relation to throttle action.

Bi-directional Quick Shift System



This distinctive standard-equipment feature lets you shift up or down more quickly and easily without the need to operate the clutch or throttle.

Suzuki Easy Start System



With Suzuki Easy Start, one quick press of the starter button starts the engine without having to pull in the clutch lever and it works when the transmission is in neutral.

Low RPM Assist



Employs TI-ISC (Throttle-body Integrated Idle Speed Control) to seamlessly boost engine speed when pulling away from a standing start or riding at low speeds.

The Beauty of Clear Vision

LED Headlights and Position Lights



The radical design of the compact new vertically stacked LED headlight assembly with its hexagonal shape headlights topped by a single LED position light creates a clean new face.

Full LCD Instrument Panel



The instrument panel packs all required information onto a compact, full LCD screen using a clean and intuitive layout with information displayed in order of priority.

LED Turn Signals and Tail Light

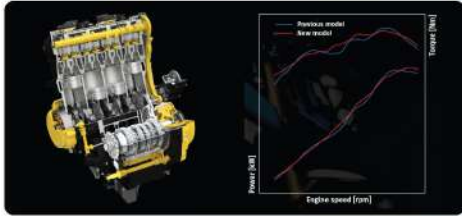


New LED rear turn signals combines with a flat rear LED combination light to complement the stylish lines of the svelt tail section and match the bike's unique advanced styling.




An Engine that's Ready to Rule the Streets

4-stroke DOHC Engine



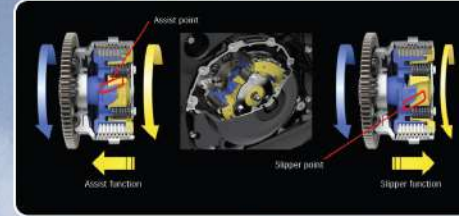
Power is supplied by a high-performance 999cm³ four-stroke DOHC liquid-cooled inline-four engine that inherits true winning superbike DNA.

Updated Exhaust System



While retaining its clean, sharp looks and exciting sound, the 4-2-1 exhaust system is completely redesigned and tuned to help satisfy Euro 5 emission standards, maximize overall performance.

Suzuki Clutch Assist System



The slipper clutch helps provide smoother deceleration by partially disengaging to mitigate the effect of engine braking when downshifting.

Electronic Throttle Bodies



A change to the bore size of the new electronic throttle bodies helps achieve a better balance between control over idling speed and power output characteristics.

The Beauty of Agility and Stability

A Chassis Engineered for Satisfying Fun



Every aspect reflects engineering focused on delivering great handling and control, whether riding on city streets, negotiating twisty mountain roads, or taking the GSX-S1000 out to participate in a track day event.

Performance-tuned suspension



The $\varnothing 43$ mm KYB inverted front forks give a ride that is smooth and sporty. They feature 120mm of stroke and fully adjustable damping, rebound, compression and spring preload settings.

High-performance wheels and tires



Every aspect reflects engineering focused on delivering great handling and control, whether riding on city streets, negotiating twisty mountain roads, or taking the GSX-S1000 out to participate in a track day event.

Antilock Braking System (ABS)



Brembo monobloc calipers

The top of line radial-mount Brembo monobloc calipers. The calipers each have four opposed $\varnothing 32$ mm pistons acting on a $\varnothing 310$ mm floating-mount disc for strong stopping power.

Fuel tank



The new fuel tank increase capacity to 19L, all without appearing larger. This benefits the rider by reducing the frequency of refueling stops.

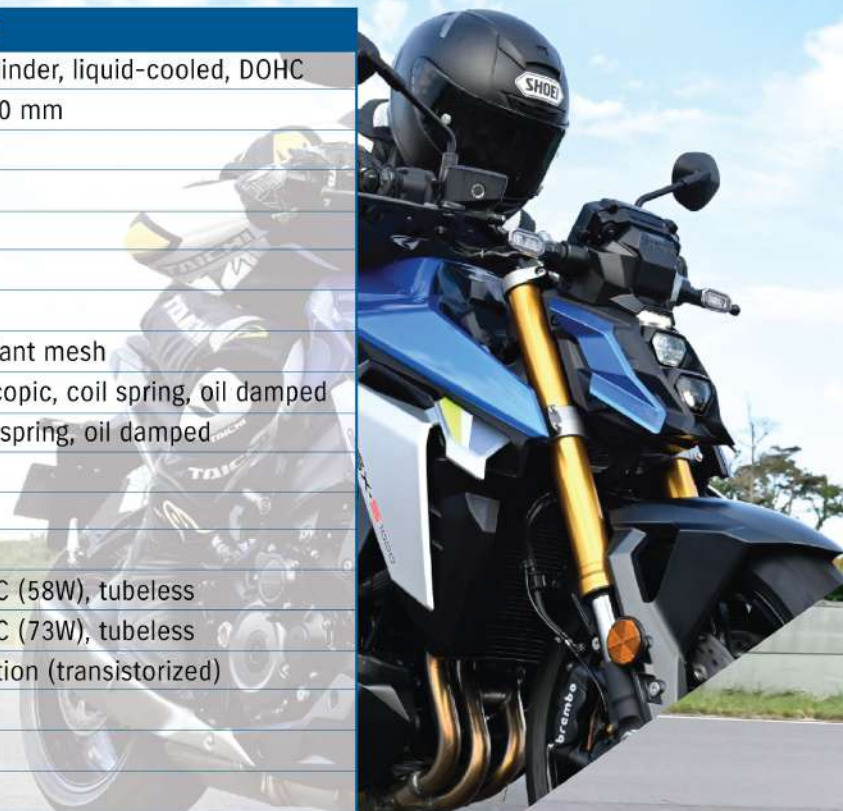


GSX-S 1000

The Beauty of Naked Aggression

SPECIFICATIONS

Engine type	4-stroke, 4-cylinder, liquid-cooled, DOHC
Bore x stroke	73.4 mm x 59.0 mm
Engine displacement	999 cm ³
Compression ratio	12.2:1
Fuel system	Fuel injection
Starter system	Electric
Lubrication system	Wet sump
Transmission	6-speed constant mesh
Front suspension	Inverted telescopic, coil spring, oil damped
Rear suspension	Link type, coil spring, oil damped
Rake / trail	25° / 100 mm
Front brakes	Disc, twin
Rear brake	Disc
Front tire size	120/70ZR17M/C (58W), tubeless
Rear tire size	190/50ZR17M/C (73W), tubeless
Ignition system	Electronic ignition (transistorized)
Fuel tank capacity	19L
Oil capacity(overhaul)	3.4L
Overall Length	2,115 mm
Overall width	810 mm
Overall height	1,080 mm
Wheelbase	1,460 mm
Ground clearance	140 mm
Seat height	810 mm
Curb weight	214 kg



Metallic Triton Blue (YSF)



SUZUKI MALAYSIA SDN. BHD. 202001012115 (1368435-X)

(Exclusive & Sole Importer / Assembler / Distributor for Suzuki Motorcycle, Scooter, ATV, Spare Parts & Accessories)

No.12 & 14, Jalan Jurunilai U1/20, Seksyen U1, Hicom Glenmarie Industrial Park, 40150 Shah Alam, Selangor Darul Ehsan.

Tel: 603-5566 5688 Fax: 603-5566 5699

[f](#) suzukimalaysia
 [@](#) suzukimalaysiasb
 [t](#) suzukimalaysia1
 www.suzuki.com.my

