



GSX-S 1000 GT

GT Riding Pleasure Personified

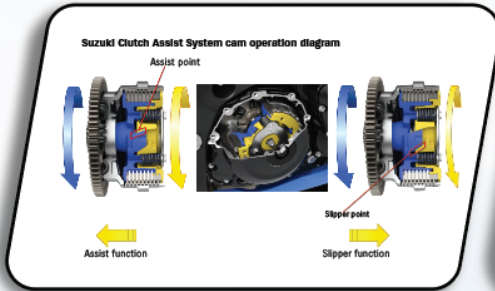


IMPORTED FROM JAPAN



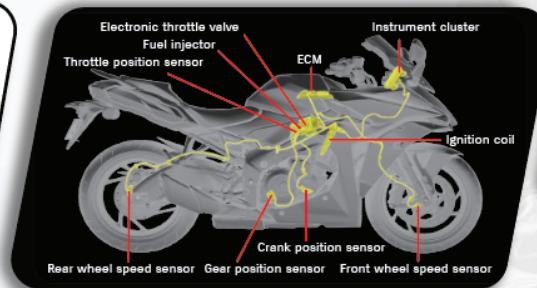
Intelligent Control Personified

The new GSX-S1000GT adopts a collection of advanced electronic systems that comprise the Suzuki Intelligent Ride System (S.I.R.S.).



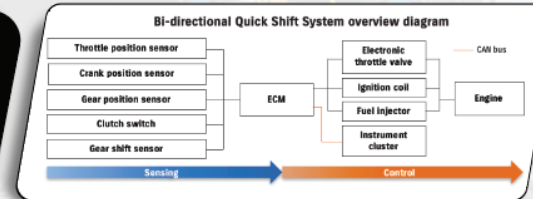
Suzuki Clutch Assist System (SCAS) **New**

The new GT adopts the Suzuki Clutch Assist System (SCAS), which introduces an assist function to complement the slipper clutch.



Suzuki Traction Control System (STCS)

The GT's new 5-mode traction control system (+OFF setting) is designed to provide greater stability for confident control with less stress and fatigue.



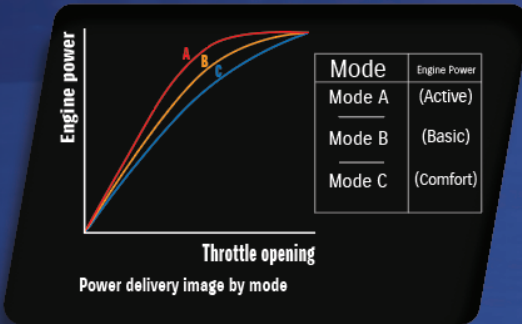
Bi-directional Quick Shift System **New**

This distinctive standard-equipment feature lets you shift up or down without operating the clutch lever.



Cruise Control System **New**

Cruise control is a convenient new system that allows the rider to maintain a set speed without operating the throttle.



Suzuki Drive Mode Selector (SDMS)

Suzuki Drive Mode Selector lets you select freely between three different output characteristic modes.



Suzuki Easy Start System

With Suzuki Easy Start, one quick press of the starter button lets you start the engine without pulling in the clutch lever, and the starter motor automatically disengages the instant the engine fires up.



Low RPM Assist

Employs TI-ISC (Throttle-body Integrated Idle Speed Control) to seamlessly boost engine speed and suppress engine stalls when pulling away from a standing start or riding at low speeds.



The satisfaction of pure, reliable power

The high-performance 999cm³ four-stroke liquid-cooled DOHC inline-four engine delivers superbike-level performance and combines it with measures implemented to minimize vibration to make riding more comfortable and less tiring.

The Smart Sports Tourer



LED Headlights

A pair of new LED headlights clearly illuminates the road and shoulders ahead.



19L Fuel Tank

The increased capacity of the attractive new 19L fuel tank combined with the GT's excellent fuel efficiency



LED Tail Light and Turn Signal

The new rear LED combination light and turn signals feature high visibility and long life.



Antilock Braking System (ABS)

The top-of-the-line radial-mount Brembo monobloc calipers have four opposed $\phi 32\text{mm}$ pistons acting on a $\phi 310\text{mm}$ floating-mount disc



Left handlebar switch



USB outlet

Keeping You Connected

Connect your smartphone (iOS or Android) via USB, Wireless LAN or Bluetooth®, and charge it using the dedicated USB outlet on the left side of the TFT LCD panel. Switches on the left handlebar realize easy, intuitive control over apps and functions.



Day mode



Night mode

6.5-inch Full-color Multi-information display

Developed specifically as a large Multi-information display for use on motorcycles, the GT's new-generation TFT LCD panel features an anti-reflective coating for improved visibility in bright light and a scratch-resistant surface.



SUZUKI mySPIN

Simply install the free SUZUKI mySPIN app and connect your smartphone to transfer its display to the GT's large full-color TFT LCD screen where you can view the contents of your phone, contacts, calendar, music and map apps.



Twin-spar aluminum frame with new seat rail design **NEW**

The twin-spar aluminum frame for the new GT is built to deliver nimble handling and great road holding ability that will go the distance, even when carrying a passenger and a full load of gear.

Comfortable upright riding position **NEW**

Research to find the optimum riding position for touring led to angling the handlebar grips 14mm closer to the rider than on the GSX-S1000F.

Seats and grab bar **NEW**

The rider and pillion seats feature a sporty and attractive new design that aims maximize comfort on long rides. Both are covered in a new skin material that provides positive grip.





GSX-S 1000 GT

GT Riding Pleasure Personified



Metallic Triton Blue (YSF)



Metallic Reflective Blue (QT8)

SPECIFICATIONS

Engine type	4-stroke, 4-cylinder, liquid-cooled, DOHC	
Engine displacement	999 cm ³	
Bore x stroke	73.4 mm x 59.0 mm	
Compression ratio	12.2 : 1	
Fuel system	Fuel injection	
Starter system	Electric	
Lubrication system	Wet sump	
Transmission	6-speed constant mesh	
Suspension	Front	Inverted telescopic, coil spring, oil damped
	Rear	Link type, coil spring, oil damped
Rake / trail	25° / 100 mm	
Brakes	Front	Disc, twin
	Rear	Disc
Tires	Front	120/70ZR17M/C, tubeless
	Rear	190/50ZR17M/C, tubeless
Ignition system	Electronic ignition	
Fuel tank capacity	19.0 L	
Oil capacity (overhaul)	3.4 L	
Overall length	2,140 mm	
Overall width	825 mm	
Overall height	1,215 mm	
Wheelbase	1,460 mm	
Ground clearance	140 mm	
Seat height	810 mm	
Curb weight	226 kg	



SET



LOW RPM ASSIST



SDTV



EASY START



SCEM



CONNECT



SDMS



SCAS



TCS



SAIS



Cruise Control System



EURO5



Bi-directional Quick Shift System



ABS



Ride by Wire



SUZUKI MALAYSIA SDN. BHD. 202001012115 (1368435-X)

(Exclusive & Sole Importer / Assembler / Distributor for Suzuki Motorcycle, Scooter, ATV, Spare Parts & Accessories)

No.12 & 14, Jalan Jurunilai U1/20, Seksyen U1, Hicom Glenmarie Industrial Park, 40150 Shah Alam, Selangor Darul Ehsan.

Tel: 603-5566 5688 Fax: 603-5566 5699

suzukimalaysia
 suzukimalaysiasb
 suzukimalaysia1
 www.suzuki.com.my

